


Kindergarten

Homework Planner for the week of 2/3 to 2/7 Due Friday 2/7

*Packets will go home each Friday and will be due back by the following Friday. Please see the back for your child's special schedule and list of sight words introduced so far.

Monday 2/3 – Day 1 ♦ Read or be read to for 10 minutes ♦ <u>Practice High Frequency Words</u>	 Written Homework ♦ Foundations: Tap to spell words ♦ Math Practice (2 pages): Comparing Numbers to 10 Please put your name on all worksheets to be handed in. <u>Do Not</u> hand this planner in. Please keep it at home for your reference.
Tuesday 2/4 – Day 2 ♦ Read or be read to for 10 minutes ♦ <u>Practice High Frequency Words</u>	
Wednesday 2/5– Day 3 ♦ Read or be read to for 10 minutes ♦ <u>Practice High Frequency Words</u>	
Thursday 2/6 – Day 4 ♦ Read or be read to for 10 minutes ♦ <u>Practice High Frequency Words</u>	
Friday 2/7 – Day 5 – Jersey Day ♦ Read or be read to for 10 minutes ♦ <u>Practice High Frequency Words</u>	

here

Reminders:

- Please sign and return your child's report card envelope. You keep the report card at home.
- Friday 2/7 is Jersey Day! Wear your favorite sport gear.
- Permission slip and payment for our field trip to the Norwalk Aquarium field is due by February 28th.

Specials Schedule

Kirsch

Day 1 & 4 Gym
Day 2 & 5 Art
Day 3 & 6 Music
Day 5 Library

Leveque

Day 1 & 4 Art
Day 2 & 5 Music
Day 3 & 6 Gym
Day 2 Library

Wilson

Day 1 & 4 Music
Day 2 & 5 Gym
Day 3 & 6 Art
Day 3 Library

Library books are do back in school on or before your child's library day. Students will not get a new book if the old book has not been returned.

Don't forget your sneakers on Gym day!

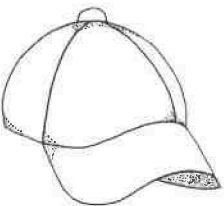
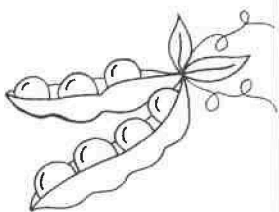

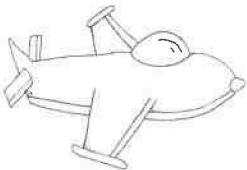


High Frequency Words

Unit 1	Unit 2
* a	*see
*me	*look
*the	*here
* I	*is
*like	this
*my	*an
	*and

*indicates the word has been introduced in class and students should be practicing the word at home

Name: _____

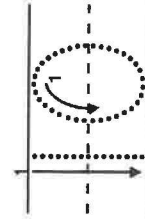


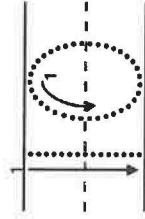


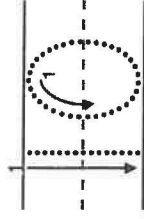
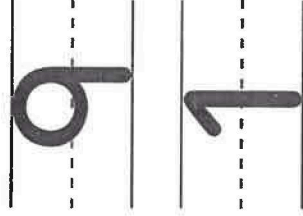

Directions: Look at the picture. Circle the letter across the row to spell the picture. Write the word.

	c k	o a	p b	_____
	b p	u o	d b	_____
	v p	i e	m n	_____
	j g	i e	t f	_____
	c g	a o	d b	_____
	b d	o u	w n	_____

NAME: _____

Composing 10



Example





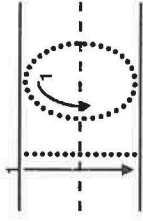
Have children draw more counters in each 10-frame to make 10. Ask them to write the number of counters shown and the number they drew to show number partners for 10. Then have them trace the number 10 to show the total.







NAME: _____



Composing 10

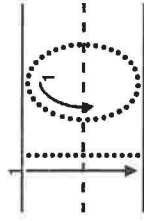
					





					





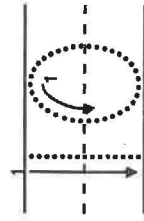
					
					





Have children draw more counters in each 10-frame to make 10. Ask them to write the number of counters shown and the number they drew to show number partners for 10. Then have them trace the number 10 to show the total.